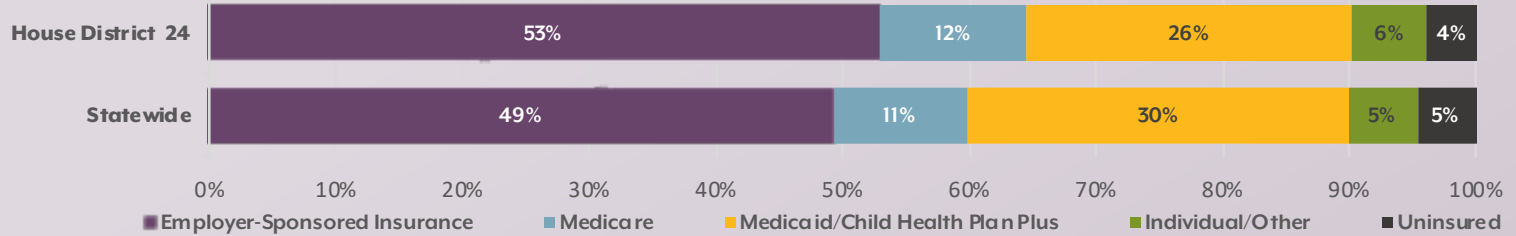


More analysis online

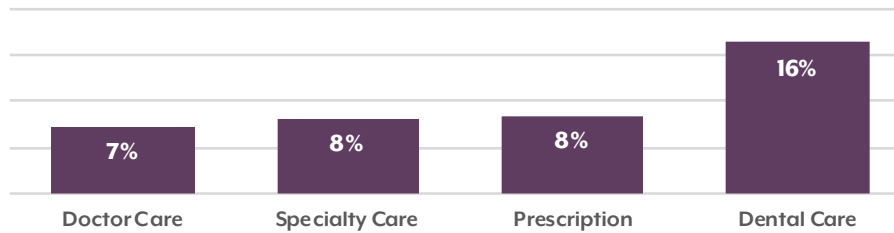


### Insurance Types



### Affordability and Cost of Care

Did not get care because of cost in the past 12 months, by type of care



### Surprise bills



Had an unexpected bill for medical services in the past year

**24%**  
State: **26%**

### Ability

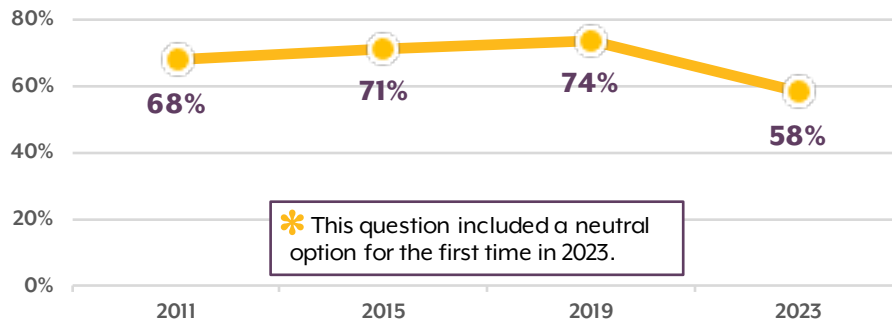
Have difficulty performing daily activities because of any physical/mental/emotional condition

**12%**

**15%**  
State

### Opinions on the Health Care System

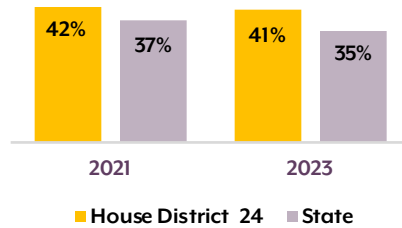
Agree that the current Colorado health care system meets their needs



\* This question included a neutral option for the first time in 2023.

### Telemedicine

Used telemedicine in the past year



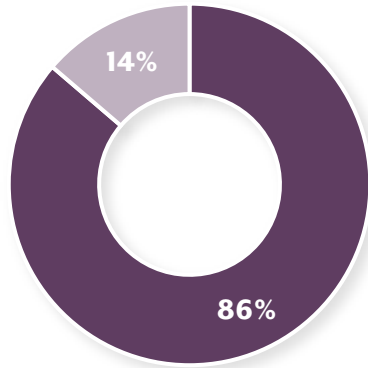
### Broadband

Households that do not have broadband internet service



**2%**  
State: **5%**

**General Health: Self-reported**



■ Good/Very Good/Excellent ■ Fair/Poor

**Long COVID:** People age 16 and older with COVID symptoms lasting three months

**9%**

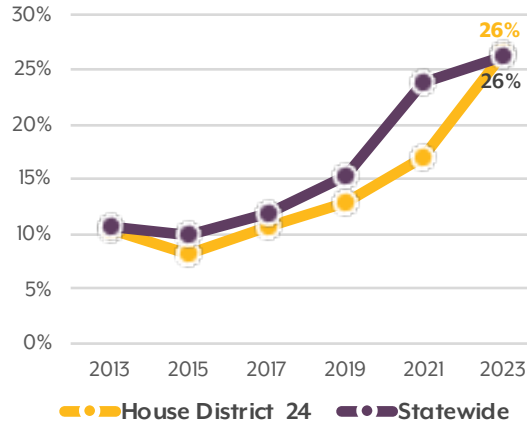


**Had a Primary Care Visit**



**Mental Health**

Eight or more days of poor mental health in the past month



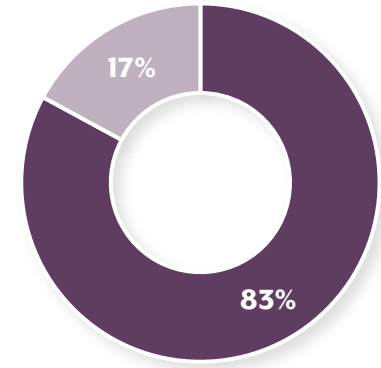
Needed mental health care but did not receive it

**20%** House District 24  
17% State

Reasons for not getting needed care

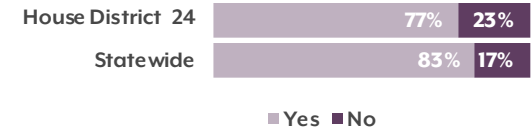


**Oral Health: Self-reported**



■ Good/Very Good/Excellent ■ Fair/Poor

Saw a dentist or hygienist in the past year



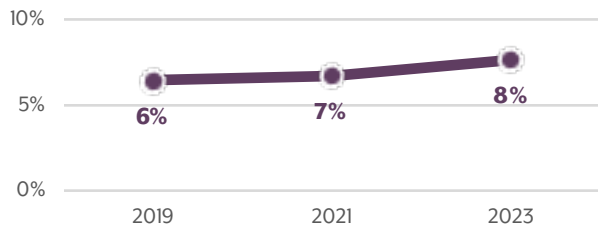
Has dental insurance

**83%** House District 24  
81% State

**Social and Economic Influences on Health**

**FOOD**

Ate less than they thought they should because there wasn't enough money for food



**HOUSING**



Worried about having stable housing in the next two months

**4%** House District 24  
7% State

Had trouble paying rent or mortgage in the past year

**8%** House District 24  
13% State

**TRANSPORTATION**

Problems with transportation in the community

