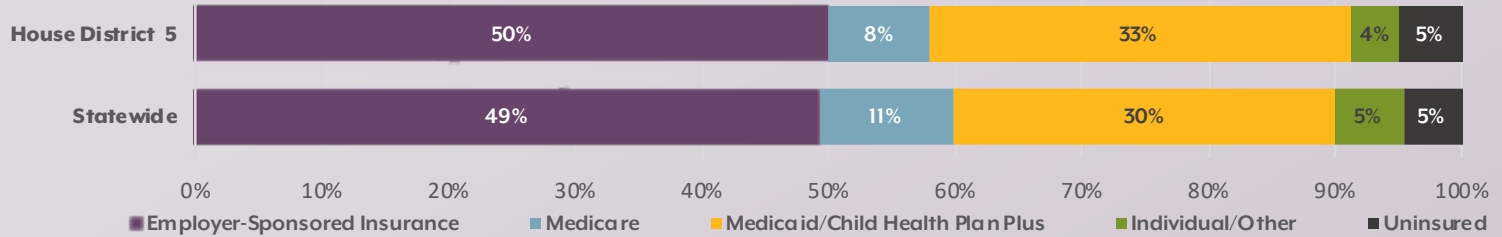


More analysis online

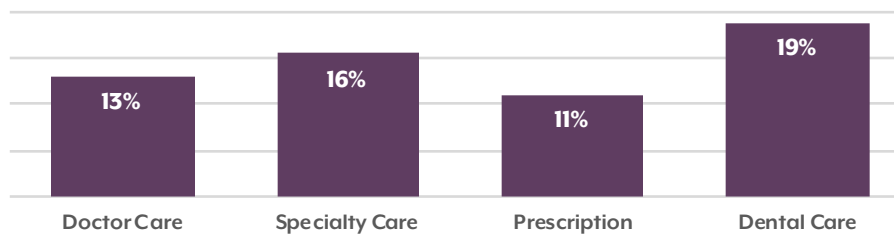


### Insurance Types



### Affordability and Cost of Care

Did not get care because of cost in the past 12 months, by type of care



### Surprise bills



Had an unexpected bill for medical services in the past year

**30%**  
State: 26%

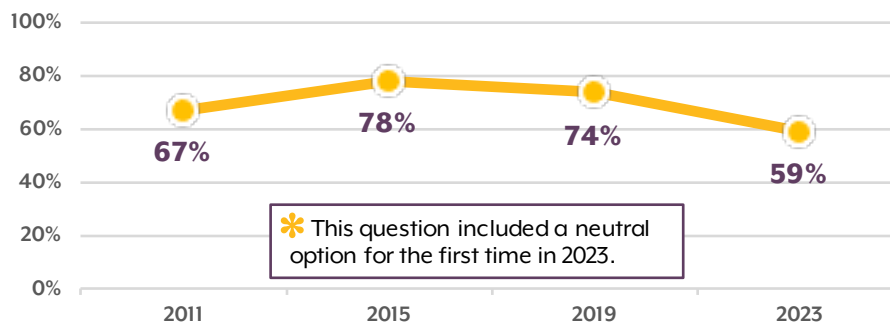
### Ability

Have difficulty performing daily activities because of any physical/mental/emotional condition

**18%**  
State: 15%

### Opinions on the Health Care System

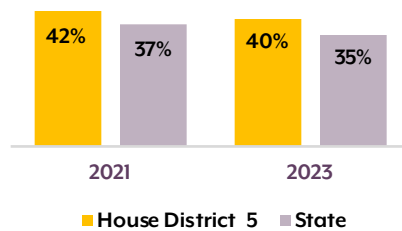
Agree that the current Colorado health care system meets their needs



\* This question included a neutral option for the first time in 2023.

### Telemedicine

Used telemedicine in the past year

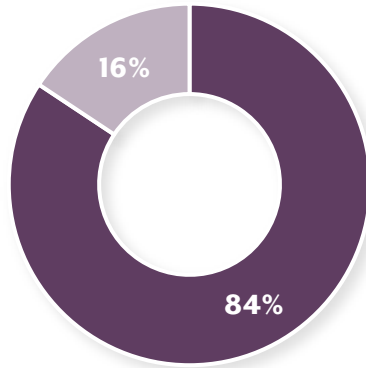


### Broadband

Households that do not have broadband internet service

**5%**  
State: 5%

**General Health: Self-reported**



■ Good/Very Good/Excellent ■ Fair/Poor

**Long COVID:** People age 16 and older with COVID symptoms lasting three months

**14%**

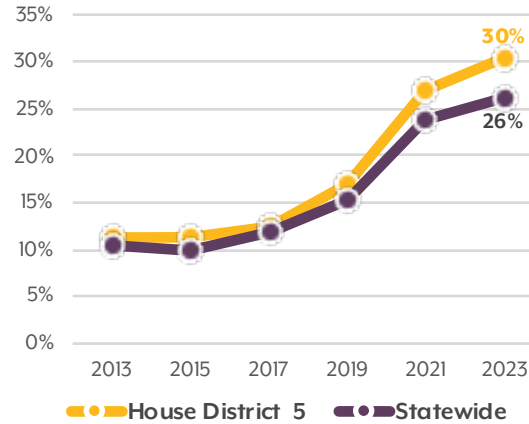


**Had a Primary Care Visit**



**Mental Health**


Eight or more days of poor mental health in the past month



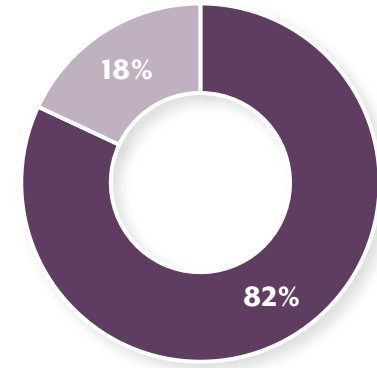
Needed mental health care but did not receive it

**20%** **17%**  
State

**Reasons for not getting needed care**

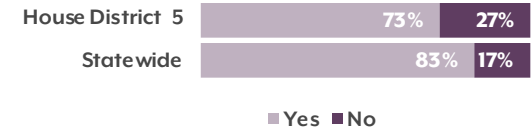


**Oral Health: Self-reported**



■ Good/Very Good/Excellent ■ Fair/Poor

Saw a dentist or hygienist in the past year



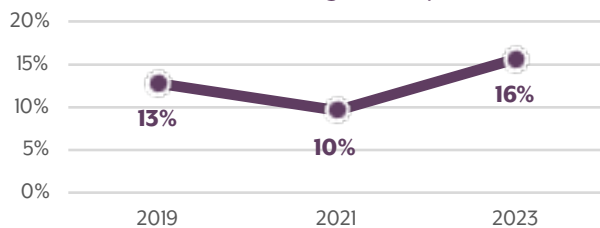
Has dental insurance

**83%** **81%**  
State

**Social and Economic Influences on Health**

**FOOD**

Ate less than they thought they should because there wasn't enough money for food



**HOUSING**



Worried about having stable housing in the next two months

**10%**  
State: 7%

Had trouble paying rent or mortgage in the past year

**16%**  
State: 13%

**TRANSPORTATION**

Problems with transportation in the community

