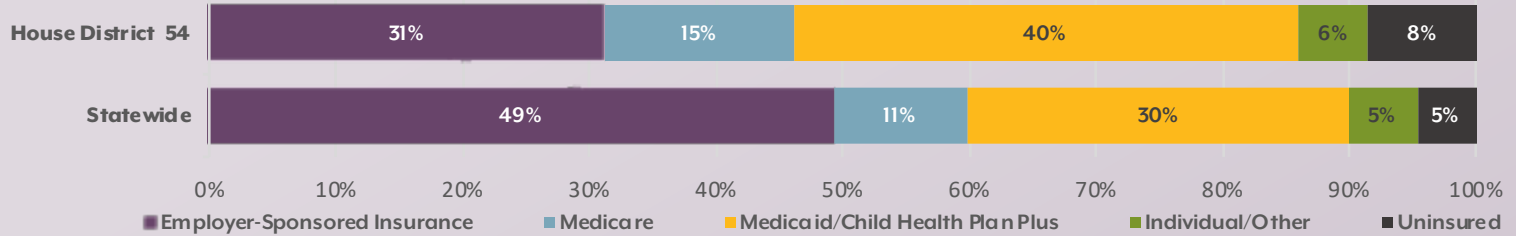


More analysis online

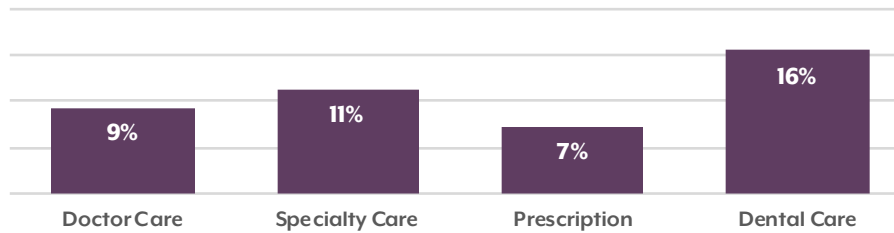


Insurance Types



Affordability and Cost of Care

Did not get care because of cost in the past 12 months, by type of care



Surprise bills



Had an unexpected bill for medical services in the past year

22%
State: **26%**

Ability

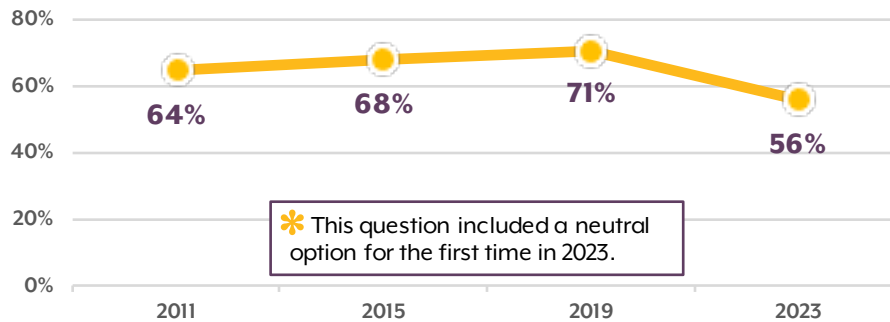
Have difficulty performing daily activities because of any physical/mental/emotional condition

17%

15%
State

Opinions on the Health Care System

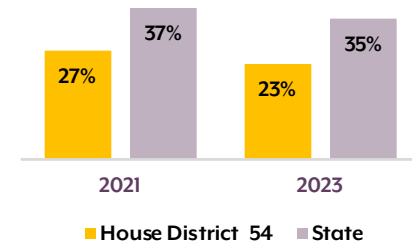
Agree that the current Colorado health care system meets their needs



* This question included a neutral option for the first time in 2023.

Telemedicine

Used telemedicine in the past year



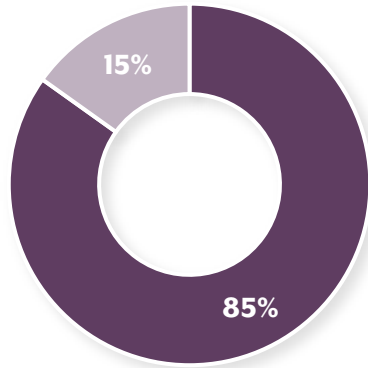
Broadband

Households that do not have broadband internet service



9%
State: **5%**

General Health: Self-reported



■ Good/Very Good/Excellent ■ Fair/Poor

Long COVID: People age 16 and older with COVID symptoms lasting three months

17%

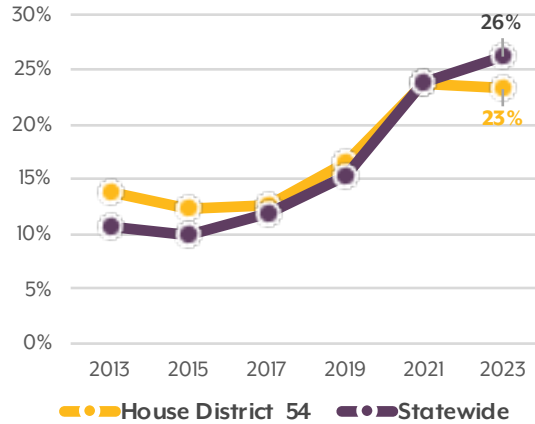


Had a Primary Care Visit



Mental Health


Eight or more days of poor mental health in the past month



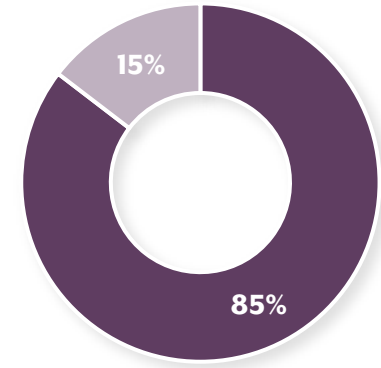
Needed mental health care but did not receive it

13% **17%**
State

Reasons for not getting needed care

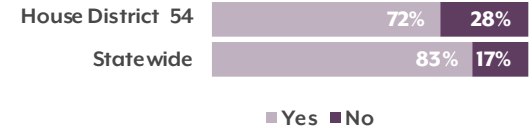


Oral Health: Self-reported



■ Good/Very Good/Excellent ■ Fair/Poor

Saw a dentist or hygienist in the past year



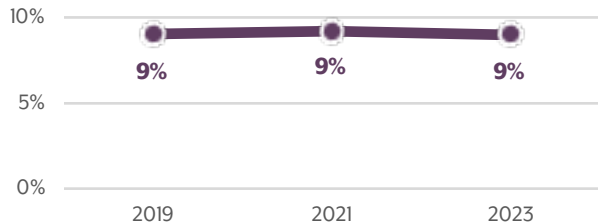
Has dental insurance

72% **81%**
State

Social and Economic Influences on Health

FOOD

Ate less than they thought they should because there wasn't enough money for food



HOUSING



Worried about having stable housing in the next two months

6%
State: 7%

Had trouble paying rent or mortgage in the past year

10%
State: 13%

TRANSPORTATION

Problems with transportation in the community



Roads in poor shape **20%**

Gas too expensive **26%**

No public transit **10%**